



ben & bella
ENGLISH

DEMO



Set 1



At the Zoo

Learn about **Animals**

With **150+** English Words

- 1 Storybook
- 3 Sticker posters with 32 stickers
- 1 Achievement chart with 210 stickers
- 30 Flashcards
- 20 Coloring pages

Set 2

Going Places

Learn about **Transportation**

With **160+** English Words

- 1 Storybook
- 3 Sticker posters with 32 stickers
- 30 Flashcards
- 20 Coloring pages



Set 3



Going Shopping

Learn about **Foods & Toys**

With **160+** English Words

- 1 Storybook
- 3 Sticker posters with 32 stickers
- 30 Flashcards
- 20 Coloring pages

Set 4

A Special Day

Learn about **Nature**


With **150+** English Words

- 1 Storybook
- 3 Sticker posters with 32 stickers
- 30 Flashcards
- 20 Coloring pages






flamingo



giraffe



gorilla



hippopotamus



kangaroo




lion



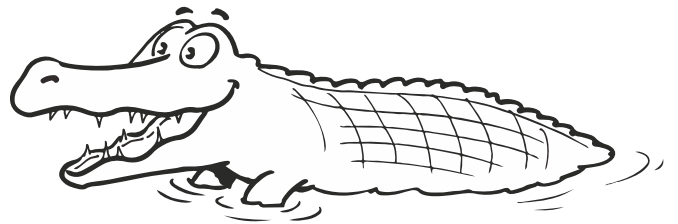

orangutan


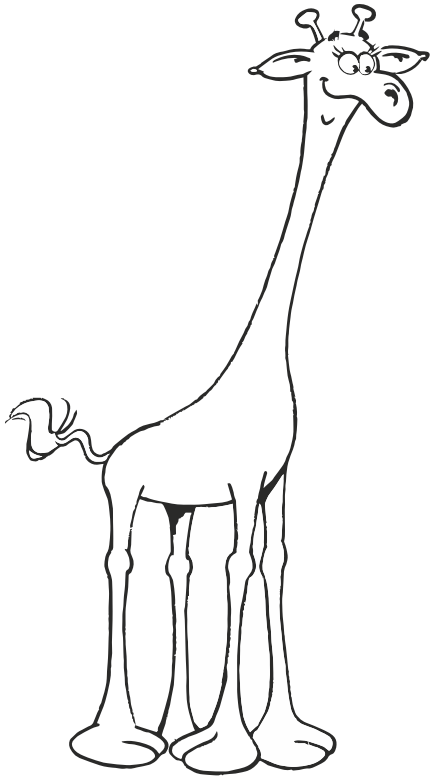


penguin



tiger





Print



Colour



Scan



zookeeper



orangutan



Ben




Bella



parrot




kangaroo



hippopotamus




lion



elephant



tiger



giraffe



**Featuring 150+ English words,
including many animals and useful verbs**

**PLAY & LEARN
ENGLISH**



**BRING YOUR
BEN & BELLA
IMAGES TO LIFE!**



At the Zoo

How does your child learn English with this book?


Ben & Bella English products are based on a new scientific discovery: immersive learning. Immersion means "diving in", and with *At the Zoo*, your child will dive into learning the English language.

Your child will first learn a special set of concrete, easy-to-understand vocabulary words that can be grasped just by looking at the pictures in the book. Each word appears three times on the page: once as part of the illustrations, once in the easy-to-read text, and once as a picture dictionary word below it.

For the method in action, turn to page 17. You will see a giraffe pictured in the illustration. You will read the word "giraffe" in the story text, which attaches a descriptive phrase to it - "long neck". You will find a picture of a giraffe all by itself below, which is clearly labeled, and which you and your child can point to while learning the word. As the English skills of your child improve, he or she will be able to understand the complete sentence, "Gerald the giraffe has a long neck."

Enjoy reading to your child and watch his/her joy turn into an exciting learning process.





The zookeeper hands them a map.
Ben and Bella want to see the animals.




map



zookeeper



animals



The zookeeper is ready for work.
He has a broom, a shovel and a bucket.



shovel



bucket



broom



Ben and Bella visit the monkeys.
Chimps eat fruit. Orangutans hang from the tree.



tree



monkeys



Dolly the mother chimp cries next to the palm tree.
She can't find Charley the baby monkey.



palm tree



chimp

PLAY & LEARN ENGLISH

Download the
Treasure Box app
and bring your
Ben & Bella
images to life!



Ben & Bella English

At the Zoo - the perfect book for your child and you!

Join Ben and Bella as they take a trip to the zoo. They want to have fun and see the animals, but there's excitement, too - Charley the baby monkey is missing, and Ivan the polar bear's ice house is melting. Can Ben and Bella find Charley and save Ivan's house? Read on and find out! Along the way, your child will be introduced to 150+ English words. More than 60 of the most important words, including many zoo animals, are highlighted in a special picture dictionary.

